Starry Straws!



Jazz up your Star-Spangled Drinks another notch with these easy steps!

What You Need!

- Enough straws for everyone at your party!
- Patriotic or colorful construction paper
- Scissors
- Pencil

1. Cut out the star template or use any of the stars on our *Start with a Star!* page. Use this template to draw a bunch of stars on any piece of paper you choose. Make sure to draw as many stars as you have straws!

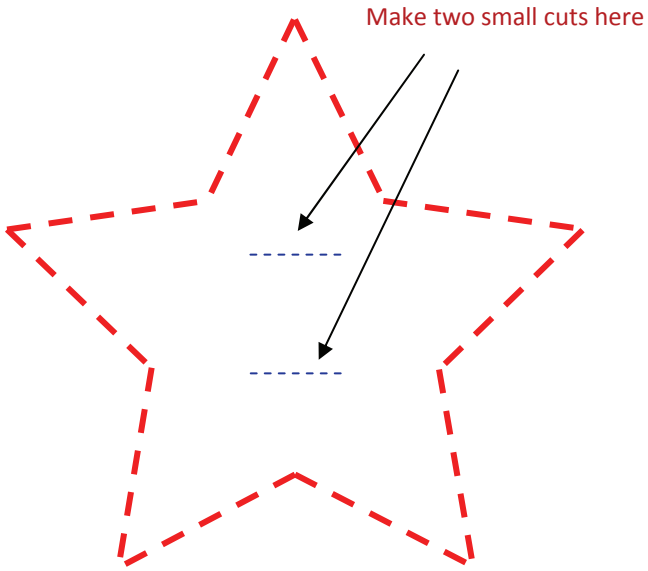

2. Cut out your stars!

3. Carefully, using your scissors or a blade, make two small parallel cuts (about 1/2 an inch each) into the middle of your stars.

4. Insert the straws between these two slits and enjoy!